


YP DENTAL Resin Teeth Product Catalogue



Feiying Hard Resin Teeth Advantages



Biomimetic treatment of lip incision margin conforms to the semi-permeability and milky white margin of natural anterior teeth. Neck to lip cutting edgeNatural Transitional Continuous Layer.

Perfect coordination with natural teeth

It will bring all-round improvement. It is close to the appearance of natural teeth, especially in the anterior teeth, and can meet all the principles of restoration and the requirements of patients.

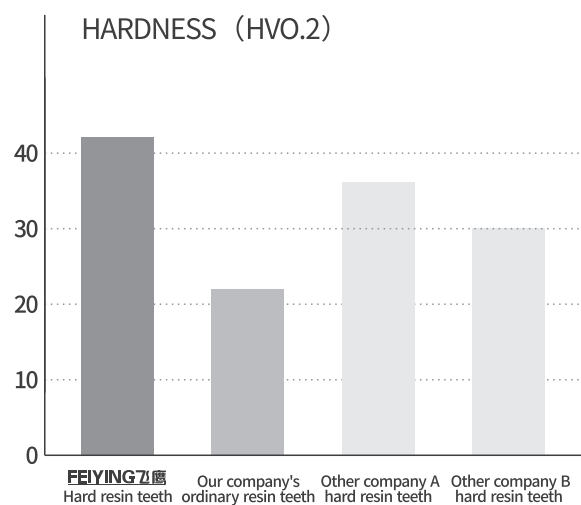
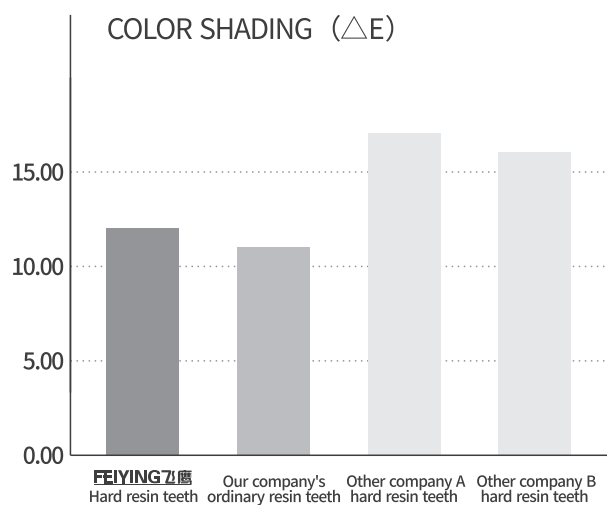
Conform Aesthetic restoration

Fluorescent design of enamel layer and irregular bionic texture on the surface, imitating natural tooth light reflection. Bright surface with enamel effect.

Conform maxillofacial surgery Jaw relationship

Accurate jaw bite design increases the functionality and stability of the denture and is comfortable to wear. It can better meet the efficient chewing efficiency and achieve full grinding of food, promote absorption and reduce the burden on the stomach.

Feiying Resin Teeth and Other Resin Teeth Attribute Comparison



Y1 Type



One stars resin teeth

Economical teeth, widely used for more than 20 years, and with the development of the company continue to iterate.

Classic form: VITA16 color optional.

Routine Type: Y1 Type

Packaging: 28 * 3 / boxes, 28 * 4 / boxes, 6 * 16 / boxes, 8 * 12 / boxes, providing single-tooth packaging

Routine model: upper anterior teeth 390.419.425.438.447.468

lower anterior teeth: U25.U37.U38.U67

Common color: A2.A3



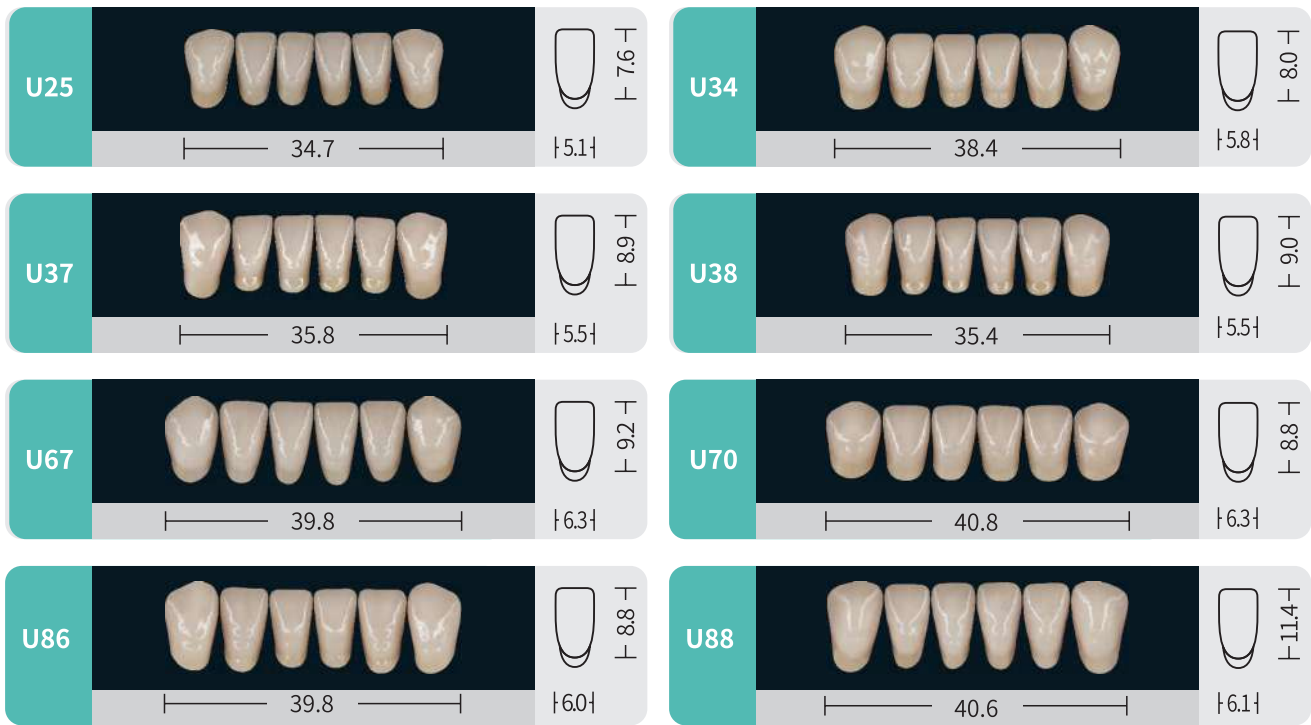
Y1Type Upper anterior teeth

Unit: mm

385 ■			40.0	8.5	7.3	390 ▲			41.5	9.1	7.6
419 ■			45.0	9.2	8.3	423 ▲			43.7	10.3	8.3
425 ▲			43.9	10.0	8.0	426 ■			45.6	9.1	8.7
436 ▲			43.6	10.2	8.0	438 ▲			46.0	10.8	8.5
447 ▲			47.8	10.5	8.8	448 ■			48.1	9.9	9.2
452 ▲			47.9	10.4	8.9	460 ■			47.5	10.6	9.1
468 ▲			48.6	10.4	8.9	470 ■			49.6	9.7	9.3
475 ▲			49.9	10.9	9.6	490 ▲			51.3	12.1	9.2
501 ▲			53.4	13.4	10.2	503 ■			52.1	11.0	9.6

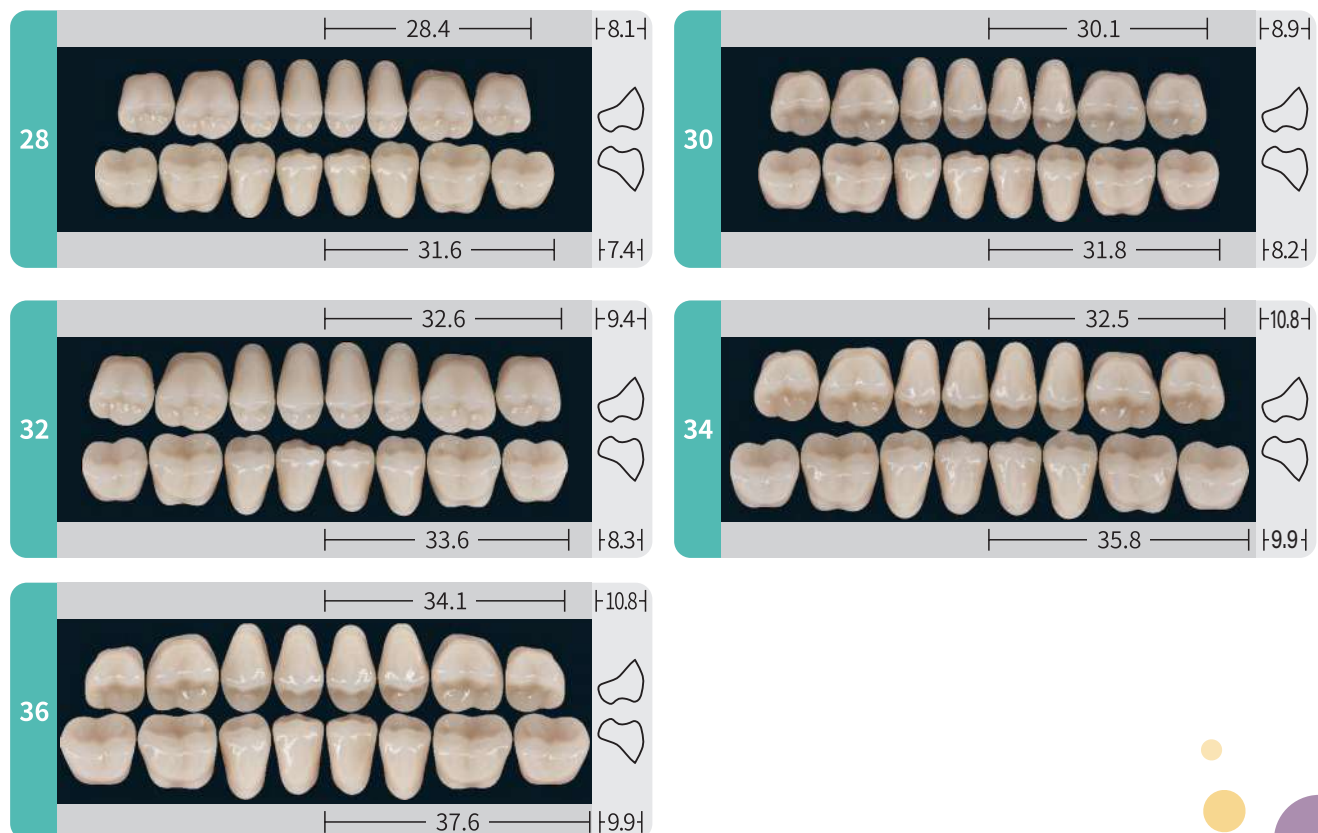
Y1Type Lower anterior teeth

Unit: mm



Y1Type Posterior teeth

Unit: mm



Y1Type

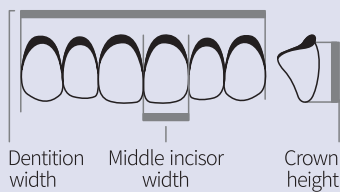
Model comparison table

Unit: mm

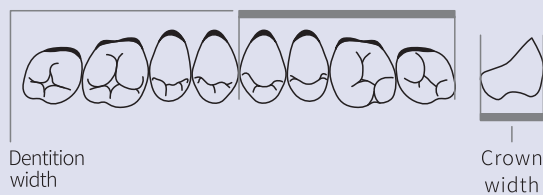


385	U25	28
390	U25	30
419	U25	30
423	U37	32
425	U37	32
426	U34/U25	32
436	U37	32/34
438	U38/U37	32/34
447	U38/U67/U37	32
448	U38/U67	32
452	U38/U67/U37	32/34
460	U67/U38	32
468	U67/U86/U38	34/32
470	U67/U70	32
475	U67/U86	32/34
490	U86/U88	34/32
501	U88/U86	36/34
503	U88/U86	36/34

Anterior Teeth Measurement Map



Posterior Teeth Measurement Map



All measurements are in millimeters

Choice of Teeth and Face Types

▲ Suitable for pointed teeth

■ Suitable for square teeth

● Suitable for round teeth



Y2Type



Two stars resin teeth

High-crosslinking resin and no filler, excellent dye resistance, surface hardness $\geq 25HV0.2$, Classic form: VITA16 color optional.

Routine Type: Y2 Type

Packing: 28 pcs/box, single-dental packaging

Conventional model: upper front teeth T1.T3.T6. O3.O5

lower front teeth: L2.L3.L6 Common colors: A2.A3

Advantage:

- ★ Simulated development leaves, different teeth have unique bionic lines, simulating natural teeth.
- ★ With natural tooth light reflection. The surface is bright and has an enamel effect.
- ★ Biomimetic treatment of lip incision margin conforms to the semi-permeability and milky white margin of natural anterior teeth.



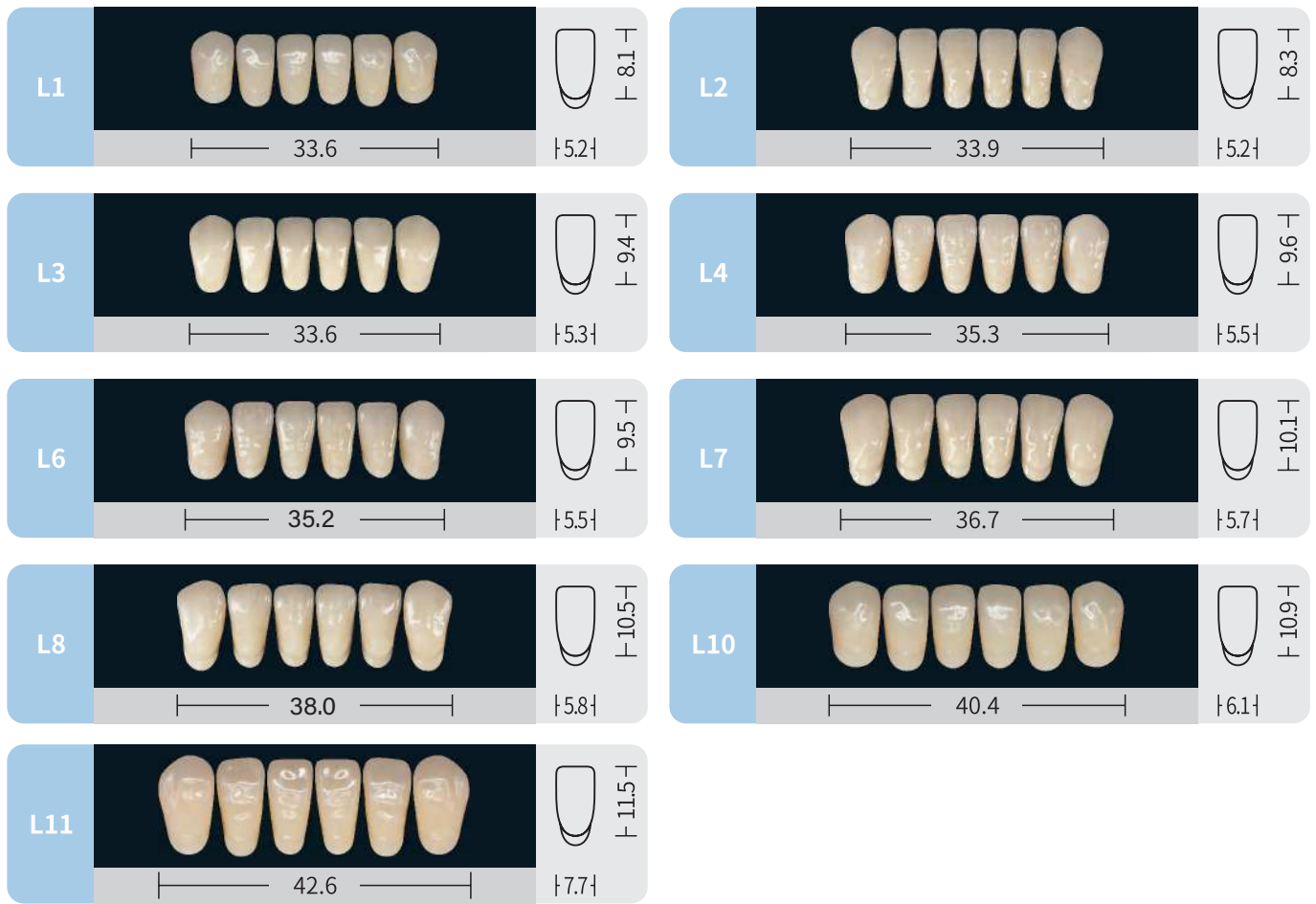
Y2Type Upper anterior teeth

Unit: mm

O2 ●			9.0 7.8	S2 ■			9.5 8.0
O3 ●			9.7 8.1	S3 ■			9.8 8.1
O4 ●			10.0 8.6	S4 ■			10.6 8.1
O5 ●			10.1 8.8	S5 ■			10.5 8.5
T1 ▲			9.8 8.1	S6 ■			11.4 8.8
T2 ▲			9.5 8.0	S7 ■			12.4 9.5
T3 ▲			10.7 8.3	S8 ■			12.8 9.9
T4 ▲			10.3 8.4	SS2 ■			9.1 7.8
T5 ▲			10.6 6.7	SS3 ■			9.0 8.0
T6 ▲			11.5 8.9	TL6 ▲			11.1 9.1

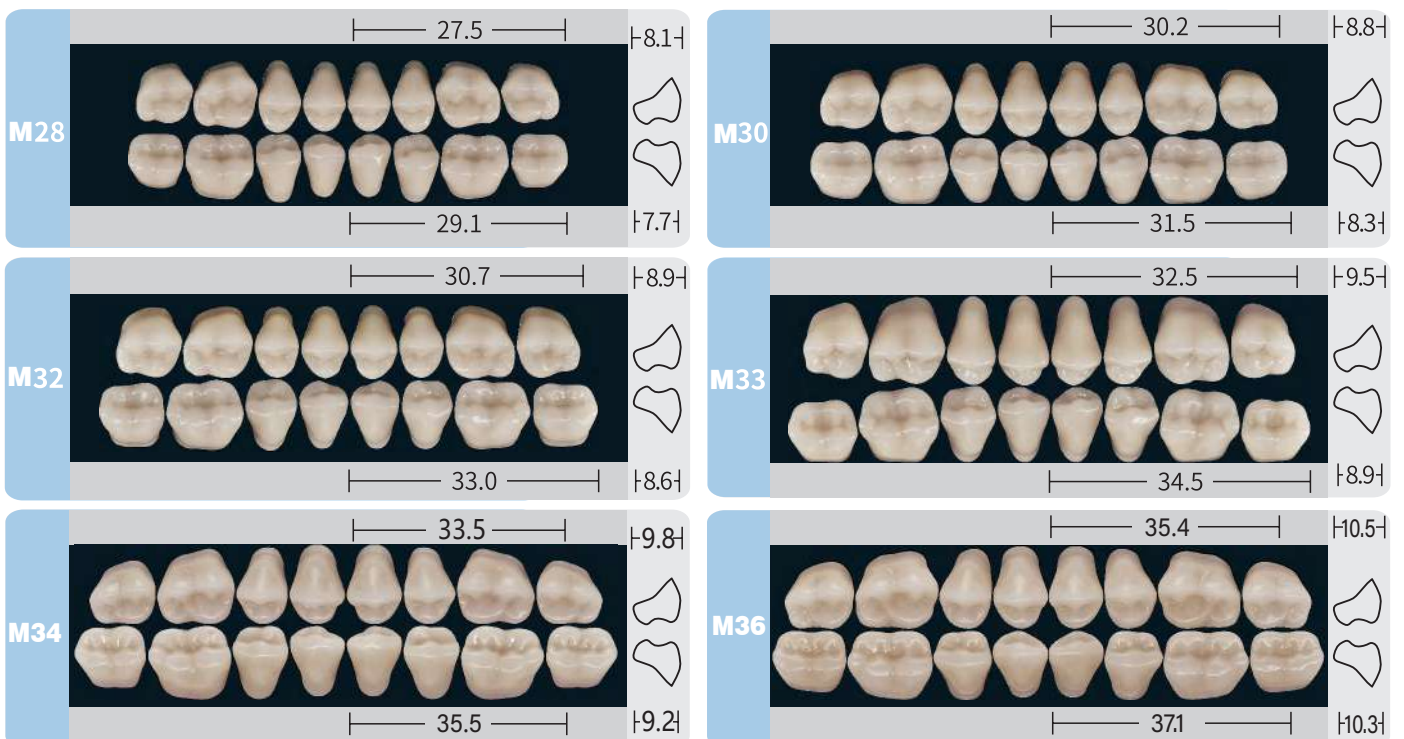
Y2Type Lower anterior teeth

Unit: mm



Y2Type Posterior teeth

Unit: mm



Y2Type

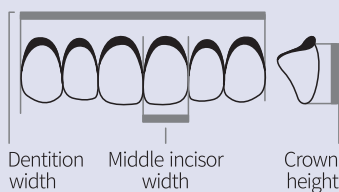
Model comparison table

Unit: mm

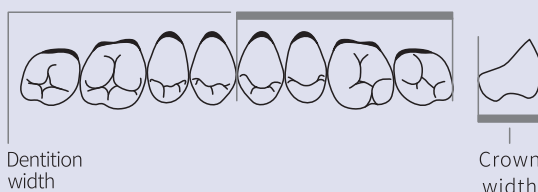


T1	L2	M30
T2	L2	M30
T3	L6	M32
T4	L4	M30
T5	L7	M32
T6	L7	M32
TL6	L8/L9	M33
O2	L1/L2	M28
O3	L3	M30
O4	L4	M32
O5	L6	M32
SS2	L1	M28
SS3	L4	M30
S2	L1	M30
S3	L4	M30
S4	L4	M32
S5	L6	M32
S6	L7	M32
S7	L9	M34
S8	L10	M36

Anterior Teeth Measurement Map



Posterior Teeth Measurement Map



All measurements are in millimeters

Choice of Teeth and Face Types

▲ Suitable for pointed teeth

■ Suitable for square teeth

● Suitable for round teeth



Y3Type



Three stars Multi-layer color resin teeth

High-crosslinking resin and no filler, excellent dye resistance, surface hardness $\geq 25\text{HV}0.2$, Classic form, VITA16 color.

Routine Type: Y3 Type

Packing: 28 pieces / box, providing single tooth packaging

Conventional model: upper front teeth: O42.O44.T45.S42.S44.S48

lower front teeth: LB2/LB3/LB4/LB7

Common colors: A2.A3

Advantage:

- ★ The color is well integrated, anti-staining, and the transition is natural. Excellent polishing properties - excellent tissue re-polishing performance.
- ★ Biomimetic treatment of lip incision margin conforms to the semi-permeability and milky white margin of natural anterior teeth. Anti-whitening, anti-deformation, anti-cracking.
- ★ Fluorescent design of enamel layer and irregular bionic texture on the surface, imitating natural tooth light reflection. The surface is bright and has an enamel effect.



Y3Type Upper anterior teeth

Unit: mm

O40 ●			40.0 7.7 9.4	O42 ●			42.1 8.3 9.3
O44 ●			44.4 8.3 10.1	O46 ●			46.0 8.6 9.6
T42 ▲			41.7 7.9 9.5	T45 ▲			44.6 8.6 9.9
T45B ▲			44.9 8.8 9.4	T44 ▲			44.4 8.6 10.7
S42 ■			41.8 7.7 9.6	S44 ■			43.9 8.4 9.9
S47 ■			46.5 8.7 11.0	S48 ■			48.2 8.7 10.5











Y3Type Lower anterior teeth

Unit: mm

LB2			35.1 5.1 7.8	LB3			33.9 4.9 9.1
LB4			32.8 4.9 8.9	LB5			32.7 5.0 8.9
LB6			33.7 5.2 9.2	LB7			36.9 5.7 10.1

Y3Type  Posterior teeth

Unit: mm

K28		28.9	8.8
		31.0	8.3
K30		29.1	8.8
		31.4	8.2
K32		30.5	9.1
		33.8	9.3
K34		30.7	8.6
		32.9	8.5
K36		32.4	10.2
		35.2	9.5

Y3Type

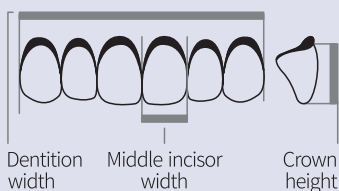
Model comparison table

Unit: mm

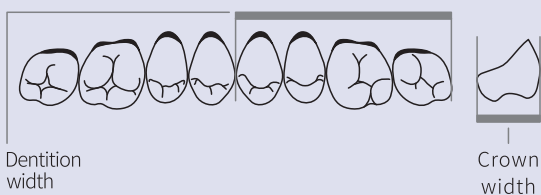


T42	LB4/LB5	K28/K30
T45	LB6/LB2	K36/K32
T45B	LB2/LB6	K32
T44	LB6/LB5	K32/K36
S42	LB4	K28/K34
S44	LB6	K32/K36
S47	LB5/LB6	K36
S48	LB7	K36
O40	LB3/LB4	K28/K30
O42	LB3/LB4	K28/K30
O44	LB5/LB6	K32
O46	LB7	K32

Anterior Teeth Measurement Map



Posterior Teeth Measurement Map



All measurements are in millimeters

Choice of Teeth and Face Types

▲ Suitable for pointed teeth

■ Suitable for square teeth

● Suitable for round teeth

